

ROUGE RIVER COLLABORATIVE TOTAL MAXIMUM DAILY LOAD (TMDL) 2024-2025 PROGRESS REPORT



Prepared by:

***46036 Michigan Ave., Suite 126
Canton, Michigan 48188***

March 25, 2026

A. Purpose

This report summarizes the activities undertaken to implement the Rouge River Collaborative Total Maximum Daily Load (TMDL) plan (Plan) which was approved by the Michigan Department of Environment, Great Lakes and Energy (EGLE) in September 2017 and revised in January 2020. This Plan does not require progress report updates and instead a Metrics Report was completed for this Plan in 2023. However, data collection was undertaken to preemptively adhere to the new Collaborative TMDL Plan, which was approved in December 2025. The Plan is part of the municipal separate storm sewer system (MS4) permits for several communities in the Rouge River watershed. The report includes activities implemented by or on behalf of members of the Alliance of Rouge Communities (ARC) from January 1, 2024 through December 31, 2025. The permittees participating in the Plan during the reporting period are listed below.

Participating Permittees

Beverly Hills, Village of	Novi, City of
Bingham Farms, Village of	Oakland County*
Birmingham, City of	Oak Park, City of
Bloomfield Hills, City of	Plymouth, City of
Bloomfield Township	Plymouth Township
Canton Township	Redford Township
Dearborn Heights, City of	Southfield, City of
Farmington, City of	Troy, City of
Farmington Hills, City of	Walled Lake, City of
Franklin, Village of	Wayne, City of
Garden City, City of	Westland, City of
Inkster, City of	West Bloomfield Township
Lathrup Village, City of	Henry Ford College
Livonia, City of	Washtenaw County*
Melvindale, City of	Wayne County Airport Authority
Northville, City of	Wayne County*
Northville Township	

** Collaborators are coordinating with the ARC to implement the Plan, but their permit commitments are outlined in their individual stormwater management plan. Collaborators are responsible for their own progress reports to the State.*

B. Monitoring

The status of each monitoring activity includes a description of each activity, progress made during the reporting period, and status of each metric.

Event #1: Wet Weather Screening

Description: TMDL monitoring must take place during a qualifying storm event. A qualifying storm event means a precipitation event that results in a measurable amount of precipitation (i.e., a storm event that results in an actual discharge), and that follows the preceding storm event by at least 72 hours (i.e., three days).

Goal:

- Wet weather sample 400 outfalls
- Prioritize outfalls that did not have any flow during the 2018 ARC Collaborative IDEP Plan investigation or Category C and D outfalls from identified during the prior year's dry weather screening (DWS).

Status:

Metric	Status
Number of wet weather samples collected	11

Description of Progress:

A total of 11 samples were collected from outfalls during 2 wet weather events in 2025. (Table 1) Elevated *E. coli* was identified at 7 of these sites. Human DNA was screened at 5 of them and only one of these sites was found to have elevated human DNA levels.

Table 3. Wet Weather Screening Results 2025

Community	Date	Site ID	E. coli	HF183	IDEP Category
Livonia	8/6/2025	X-16	211		D
Livonia	8/6/2025	X-13	98		D
Livonia	8/6/2025	3745	181		D
Livonia	8/6/2025	X-11	20		D
Livonia	8/6/2025	X-12	>24,196		D
Livonia	8/6/2025	28-35	17,329		C
Farmington	10/7/2025	K	> 24,196	200	D
Farmington	10/7/2025	Z	> 24,196	213	D
Farmington	10/7/2025	AM	> 24,196	284	C
Farmington	10/7/2025	O	> 24,196	36,311	D
Livonia	10/7/2025	U2008209	> 24,196	200	C

Due to the limitations of laboratory hours (M-F 8am – 5pm) and weather conditions, it was not possible to collect all 400 required samples. However, to the maximum extent practicable ARC staff performed and/or documented efforts to perform wet weather screening of ARC member outfalls within the first 30-60 minutes of wet weather events that occur after a 72-hour period of dry weather and make delivery of the samples to a qualified contract laboratory within the 8-hour hold time. See Appendix A for a calendar outlining efforts to perform wet weather sampling in 2025.

C. Other Efforts


Each permittee included in this report has its own TMDL ordinance or policy and procedures in place. Copies of these ordinances and policies have been submitted to EGLE.


Appendix A


Calendar of Weather Conditions


April 2025

SUNDAY	MONDAY	TUESDAY	WEDNESDAY	THURSDAY	FRIDAY	SATURDAY
		1	2	3	4	5
6	7	8	9	10	11	12
13	14	15	16	17	18	19
20	21	22	23	24	25	26
	Rain early morning				Dry weather sampled in the morning. Rain late evening	
27	28	29	30			
		Dry weather sampled in morning. Quick moving small storms too late in the day and too fast/small to sample	Dry weather sampled in area where it did not rain. Light rain starting at 8PM			

 Rain in very early morning, late in the day, weekend, or small amount or fast moving storm that could not be sampled





 Has rained in the last 48 hrs

 Dry conditions

 Can wet weather sample





May 2025

SUNDAY	MONDAY	TUESDAY	WEDNESDAY	THURSDAY	FRIDAY	SATURDAY
				1	2	3
4	5	6	7	8	9	10
Rain in the afternoon		Rain in the morning		Rain in the morning		
11	12	13	14	15	16	17
	Dry weather sampled	Rain starting at 1AM		Dry weather sampled	Rain starting at 1AM	
18	19	20	21	22	23	24
	Dry weather sampled	Rain started after 5PM, dry weather sampled before that	Rain off and on	Rain off and on		
25	26	27	28	29	30	31
		Dry weather sampled	Rain started after 5PM, dry weather sampled before that			

-  Rain in very early morning, late in the day, weekend, or small amount or fast moving storm that could not be sampled
-  Has rained in the last 48 hrs
-  Dry conditions
-  Can wet weather sample





June 2025

SUNDAY	MONDAY	TUESDAY	WEDNESDAY	THURSDAY	FRIDAY	SATURDAY
1	2	3	4	5	6	7
	Dry weather sampled	Dry weather sampled	Rain started after 5PM			
8	9	10	11	12	13	14
	Rain after 5PM		Dry weather sampled section of watershed that did not have rain	Dry weather sampled	Rain started after 5PM	
15	16	17	18	19	20	21
	Dry weather sampled	Dry weather sampled	Small fast moving spotty storms			
22	23	24	25	26	27	28
	Dry weather sampled	Dry weather sampled in the morning. Storm late afternoon, too intense to safely sample	Rain in the evening			
29	30					
	Rain not predicted accurately in forecast, unable to mobilize in time					

-  Rain in very early morning, late in the day, weekend, or small amount or fast moving storm that could not be sampled
-  Has rained in the last 48 hrs
-  Dry conditions
-  Can wet weather sample





July 2025

SUNDAY	MONDAY	TUESDAY	WEDNESDAY	THURSDAY	FRIDAY	SATURDAY
		1	2	3	4	5
6	7	8	9	10	11	12
Storms in the evening			Rain started at 3AM			Rain in the afternoon
13	14	15	16	17	18	19
		Dry weather sampled	Dry weather sampled in the morning. Spotty fast moving storms in the late afternoon, unable to sample			Rain in the evening
20	21	22	23	24	25	26
		Dry weather sampled	Dry weather sampled	Rain started after 5PM	Rain in the morning	
27	28	29	30	31		
	Dry weather sampled. Rain after 5PM		Rain in the evening			

-  Rain in very early morning, late in the day, weekend, or small amount or fast moving storm that could not be sampled
-  Has rained in the last 48 hrs
-  Dry conditions
-  Can wet weather sample





August 2025

SUNDAY	MONDAY	TUESDAY	WEDNESDAY	THURSDAY	FRIDAY	SATURDAY
					1	2
3	4	5	6	7	8	9
			Dry weather sampled in the morning. Wet weather sampled in the afternoon	Dry weather sampled in SW section of the watershed, where it had not rained		
10	11	12	13	14	15	16
	Dry weather sampled in the morning. Rain started after 5PM	Rain				Rain in the evening
17	18	19	20	21	22	23
		Rain in the early morning			Dry weather sampled	Rain in the evening
24	25	26	27	28	29	30
		Dry weather sampled	Dry weather sampled			
31						

-  Rain in very early morning, late in the day, weekend, or small amount or fast moving storm that could not be sampled
-  Has rained in the last 48 hrs
-  Dry conditions
-  Can wet weather sample





September 2025

SUNDAY	MONDAY	TUESDAY	WEDNESDAY	THURSDAY	FRIDAY	SATURDAY
	1	2	3	4	5	6
			Rain started after 5PM	Rain in early morning		
7	8	9	10	11	12	13
			Dry weather sampled			
14	15	16	17	18	19	20
		Dry weather sampled	Dry weather sampled	Dry weather sampled		
21	22	23	24	25	26	27
Rain in the afternoon	Rain		Rain			
28	29	30				

-  Rain in very early morning, late in the day, weekend, or small amount or fast moving storm that could not be sampled
-  Has rained in the last 48 hrs
-  Dry conditions
-  Can wet weather sample

October 2025

SUNDAY	MONDAY	TUESDAY	WEDNESDAY	THURSDAY	FRIDAY	SATURDAY
			1	2	3	4
			Dry weather sampled			
5	6	7	8	9	10	11
		Wet weather sampled				
12	13	14	15	16	17	18
		Dry weather sampled		Dry weather sampled		
19	20	21	22	23	24	25
Rain		Rain	Rain			
26	27	28	29	30	31	
				Attempted to sample, but not enough rain, only drizzles		

-  Rain in very early morning, late in the day, weekend, or small amount or fast moving storm that could not be sampled
-  Has rained in the last 48 hrs
-  Dry conditions
-  Can wet weather sample

November 2025

SUNDAY	MONDAY	TUESDAY	WEDNESDAY	THURSDAY	FRIDAY	SATURDAY
						1 Rain in the morning
2	3 Rain in the morning	4	5 Rain in the evening	6	7	8
9 Rain/snow	10	11 Snow melted	12	13	14	15
16	17	18 Drizzles, not enough volume to sample	19	20	21	22
23	24	25 Rain started earlier than expected, OU lab not available due to holiday.	26	27	28	29
30						

Rain in very early morning, late in the day, weekend, or small amount or fast moving storm that could not be sampled

Has rained in the last 48 hrs

Dry conditions

Can wet weather sample